

REED

SPECIFICATIONS

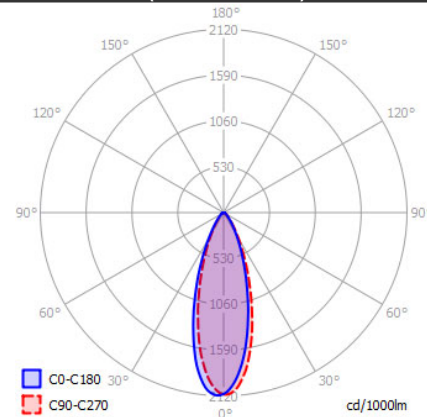
MOUNTING		TRACK
POWER	[W]	1xGU10 LED
LAMP		NOT INCLUDED
LUMINOUS FLUX*	[lm]	-
LIGHT COLOUR	[K]	-
CRI		-
BEAM ANGLE	[°]	-
AVERAGE LIFETIME	[h]	-
LUMINOUS EFFICACY	[lm/W]	-
POWER SUPPLY	[V] [A]	220-240V AC 50/60 Hz
LED-DRIVER		-
DIMMING		SEE LAMP
THROUGH-WIRING		-
MATERIAL		ALUMINUM
INGRESS PROTECTION		IP20
PROTECTION CLASS		I
NET WEIGHT	[kg]	0,48
GROSS WEIGHT	[kg]	0,50
COLOUR (HOUSING)		WHITE ~RAL9003
COLOUR (HOUSING)		BLACK ~RAL9005
COLOUR (HOUSING)		BRASS

*Luminous flux values are nominal LED data at a operating temperature of 25° C



LIGHT DISTRIBUTION (OSRAM LAMP)

36°



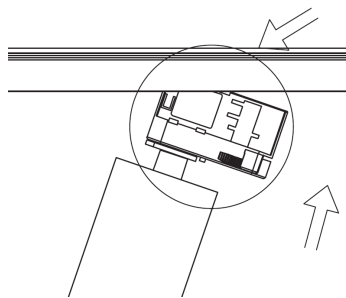
OPTIONS / OPTIONAL ACCESSORIES

ANTI GLARE RING GOLD

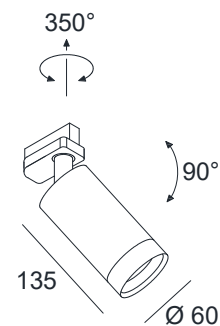
Colours



TRACK MOUNTING



FIXTURE DIMENSIONS



DLS LIGHTING

www.dslighting.com

***DLS**
LIGHTING