


SPAGO 60 T

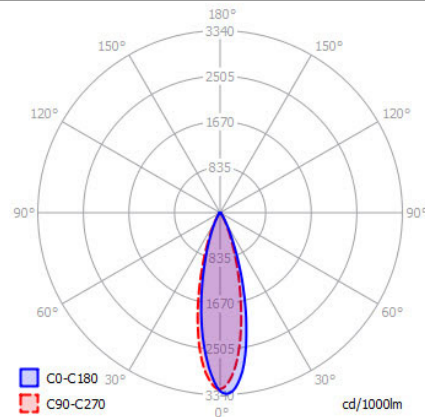
SPECIFICATIONS

MOUNTING		CEILING
POWER	[W]	2
LAMP		built-in LED
LUMINOUS FLUX*	[lm]	230
LIGHT COLOUR	[K]	2700
CRI		>90
BEAM ANGLE	[°]	40
AVERAGE LIFETIME	[h]	L80/B50.000
LUMINOUS EFFICACY	[lm/W]	115
POWER SUPPLY		220-240V AC 50/60 Hz
LED-DRIVER		INCLUDED
DIMMING		NO
THROUGH-WIRING		NO
MATERIAL		ALUMINUM
INGRESS PROTECTION		IP20
PROTECTION CLASS		I
NET WEIGHT	[kg]	0,45
GROSS WEIGHT	[kg]	0,50
COLOUR (HOUSING)		WHITE ~RAL9003
COLOUR (HOUSING)		BLACK ~RAL9005



LIGHT DISTRIBUTION

40°



*Luminous flux values are nominal LED data at a operating temperature of 25° C

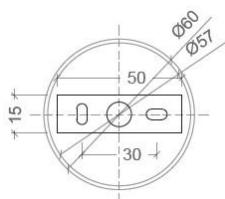
OPTIONS / OPTIONAL ACCESSORIES

DIFFUSER	GLASS HEAD, SAND BLASTED
CEILING HOUSING FOR MULTIPLE PEDANTS LP5/ LP7/ LP8/STAR	
CABLE KIT 5	5000mm cable

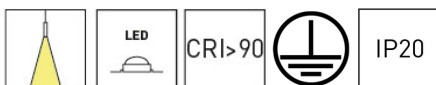
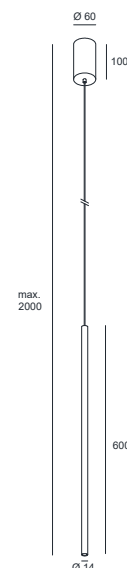
Colours



MOUNTING DIMENSIONS



FIXTURE DIMENSIONS



DLS LIGHTING

www.dslighting.com

***DLS**
LIGHTING